

PART 1

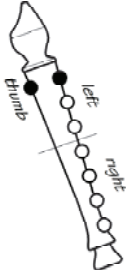
Three notes: B, A, G

Cover the darkened holes indicated by the diagrams to produce each note.

TIME SIGNATURE or METER

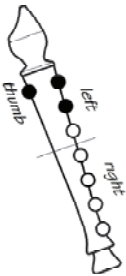
Every song has a time signature at the beginning. It looks like a fraction. The top number lets you know how many beats are in a measure (the space between two vertical bar lines). The 4 on the bottom of the time signature tells you that the quarter note gets the beat. The songs on this page are in 4/4 time. There are 4 beats in each measure.

The "B" Song



To play B, cover the 1st hole with your LH first finger (pointer) and the thumb hole with your thumb. B is located on the middle line of the music staff. The numbers above the notes will help with the rhythm.

The "A" Song



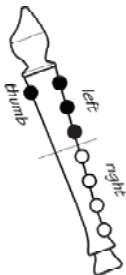
After you play B, keep those holes covered and cover the 2nd hole with your 2nd finger to play A. The 2nd space from the bottom is A.

Dragonflies

Traditional Korean
Contributed by Thomas Robertson



The "G" Song



Now cover the next hole by adding your 3rd LH finger to play G. The 2nd line from the bottom is the G line. Notice how the treble clef, also called the "G" clef, circles around the G line.

Divide into 2 groups. One group plays *The "B" Song* while the other group plays *The "G" Song*.