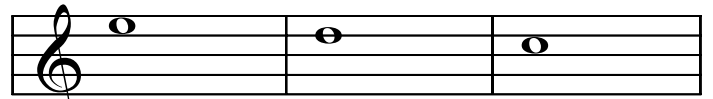


Alto Fingering Chart in order of presentation

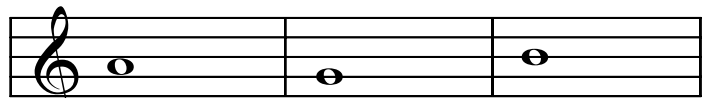


Musical staff showing notes E, D, and C. Below each note is a diagram of an alto saxophone with fingerings for the left and right hands.

E

D

C




Musical staff showing notes A, G, and B. Below each note is a diagram of an alto saxophone with fingerings for the left and right hands.

A

G

B



Musical staff showing notes F, G, A, and E(alt). Below each note is a diagram of an alto saxophone with fingerings for the left and right hands.

F

G

A

E(alt)